







**CITY**  
JERSEY

*Exploring the  
trees & leaves  
of Jersey City*



## Common Jersey City Trees

LETTER	TREE	LEAVES	NAME	SCIENTIFIC NAME
A			London Plane Tree	Platanus x Acerfolia
B			Honey Locust	Gleditsia Triacanthos

\* This list of trees includes the most common trees in Jersey City, however, many more species can be found.

## Your Notes

---

---

---

---

---


---

---

---

---




---



## MEASURE YOUR OWN TREES!





Tree (Letter)	Longitude (X)	Latitude (Y)	Health (0-3)	Caliper (DBH)	Pit length (ft)	Pit Width (ft)





LETTER	TREE	LEAVES	NAME	SCIENTIFIC NAME
C			Cherry Blossom	Prunus
D			Pin Oak	Quercus Palustris

LETTER	TREE	LEAVES	NAME	SCIENTIFIC NAME
E			Red Maple	<i>Acer Rubra</i>
F			Silver Maple	<i>Acer Saccharium</i>

LETTER	TREE	LEAVES	NAME	SCIENTIFIC NAME
O			Tree of Heaven	<i>Ailanthus Altissima</i>
P			Callery Pear Tree	<i>Pyrus Calleryana</i>

\* This list of trees includes the most common trees in Jersey City, however, many more species can be found.

LETTER	TREE	LEAVES	NAME	SCIENTIFIC NAME
M			Eastern Redbud	<i>Cercis Canadensis</i>
N			Crabapple	<i>Malus Malus</i>

LETTER	TREE	LEAVES	NAME	SCIENTIFIC NAME
G			Linden	<i>Tilia</i>
H			Ash	<i>Fraxinus</i>

\* This list of trees includes the most common trees in Jersey City, however, many more species can be found.

LETTER	TREE	LEAVES	NAME	SCIENTIFIC NAME
I			Ginkgo	Ginkgo Biloba
J			Zelkova	Zelkova Serrata

LETTER	TREE	LEAVES	NAME	SCIENTIFIC NAME
K			Elm	Ulmus
L			Japanese Sophora	Sophora Japonica

\* This list of trees includes the most common trees in Jersey City, however, many more species can be found.

## **PRINTING INSTRUCTIONS:**

**This document is meant to be printed double-sided.**

### **(Windows) Print double-sided in Acrobat, Reader 10 or earlier**

- 1. In Acrobat or Reader, choose File > Print. (8.5x11 standard page size, choose horizontal page orientation)**
- 2. Click Properties.**
- 3. Click the Layout tab. This dialog varies printer to printer. ...**
- 4. Make a selection from the Print On Both Sides pane. ...**
- 5. Click OK, and then click OK again to print.**

### **Once your document is printed double-sided**

- 1. Cut each page along all four outer edges (there are print mark to guide you)**
- 2. Once all pages are cut, gather the pages in order.**
- 3. Then fold the pages in half to create a booklet.**
- 4. Once folded, you can staple the folded middle area so the booklet doesn't come apart.**
- 5. Enjoy your leaf guide!**